

## REMOVAL

### 1. DRAIN ENGINE COOLANT

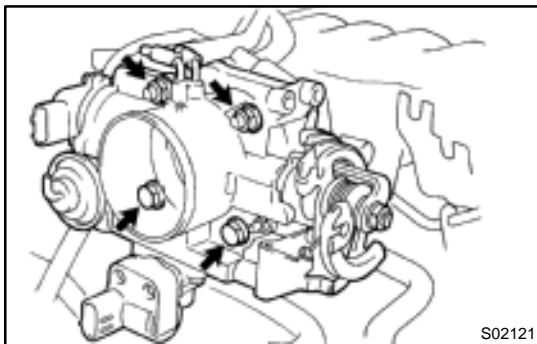
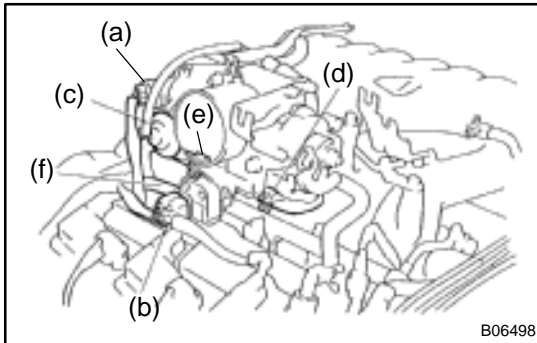
### 2. DISCONNECT CABLES:

- (a) w/ Cruise Control:  
Disconnect the cruise control actuator cable.
- (b) Disconnect the accelerator cable.
- (c) A/T:  
Disconnect the throttle cable.

### 3. REMOVE AIR CLEANER HOSE

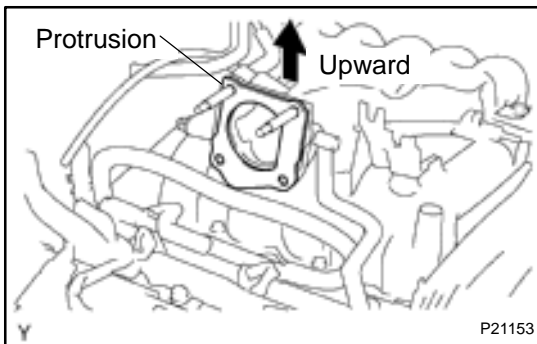
### 4. REMOVE THROTTLE BODY

- (a) Disconnect the throttle position sensor connector.
- (b) Disconnect the IAC valve connector.
- (c) Disconnect the vacuum hose for the throttle opener.
- (d) Disconnect the water bypass hose (from water bypass pipe).
- (e) Disconnect the water hose (from intake manifold).
- (f) Disconnect the air assist hose.



- (g) Remove the 2 bolts, 2 nuts, throttle body and gasket.

**Torque: 18 N·m (180 kgf-cm, 13 ft-lbf)**



### HINT:

At the time of installation, please refer to the following items. Place a new gasket on the air intake chamber facing the protrusion upward.